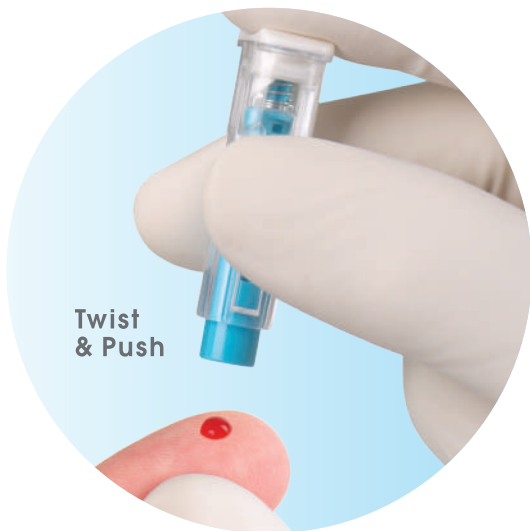






GentiLance™

Contact Activated Safety Lancet



1. Rotate the twisting cap less than half a round
2. Pull out the twisting cap
3. Place the device on the puncture site and push to activate
4. Discard lancet into a sharps container
5. Press lightly on the finger towards the puncture site to obtain an adequate blood sample



	Part#	Needle Size	Depth	Blood	Home Use	Hospitals/Clinics
	GL-30-16T	30G	1.6mm	●●●●	✓	
	GL-23-18T	23G	1.8mm	●●●●	✓	✓
	GL-21-22T	21G	2.2mm	●●●●		✓
	GL-21-24T	21G	2.4mm	●●●●		✓



Aeras Medical Pte Ltd
 3 Ang Mo Kio Street 62
 LINK@AMK, #06-20 Singapore 569139
 Tel: +65 6752 0290 | Fax: +65 6752 6109
www.aerasmedical.com